

SPECIFICATION



technical details

according to ISO 8666

LOA	15.32 m	50' 3"
Hull length	15.32 m	50' 3"
Beam	4.58 m	15' 0"
Draft max	0.92 m	3' 0"
Water tank	390 l	86 UK gal
Fuel tank	3000 l	660 UK gal
Displacement	TBC	TBC
CE Category	B	B
Max. persons	12	12

Engine Standard

3 Mercury Verado V12 600 hp

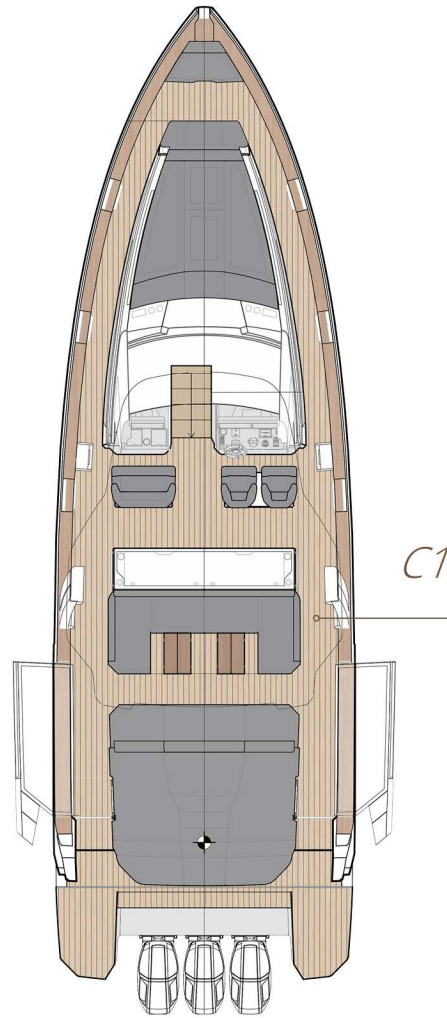


*These figures cannot be guaranteed as top speed in particular is affected by the cleanliness of the hull, conditions of the propellers, weight carried and air/sea temperature. Performance is related also to the optional accessories selected. "TBC" stays for: To Be Confirmed. FJORD reserves the right to change specifications in line with the company policy of improvement through research and development. All measurements/figures approximate. Errors and omissions are excepted. Specification and material can be changed without notice. Please check with your dealer for a full list of inclusions. Valid from 2025.02.01 for deliveries until 2025.06.30.

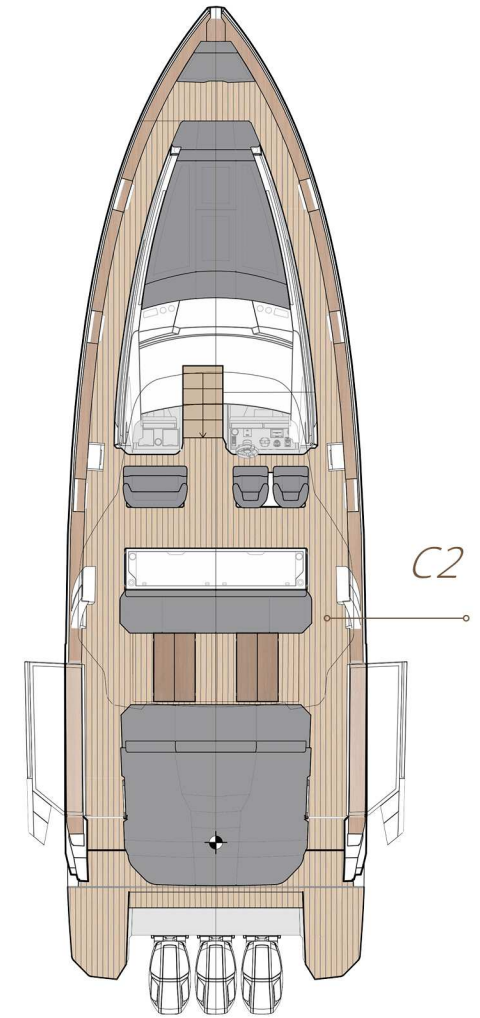
EXTERIOR LAYOUTS



*Standard T-Top**



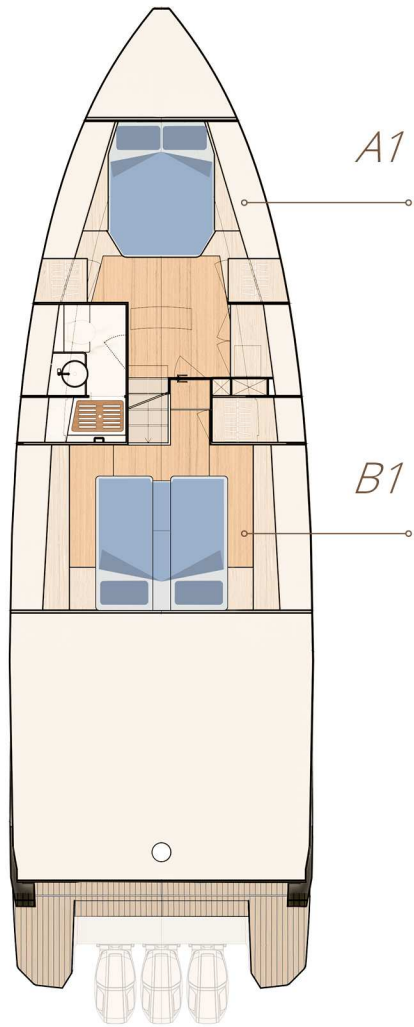
*Standard**



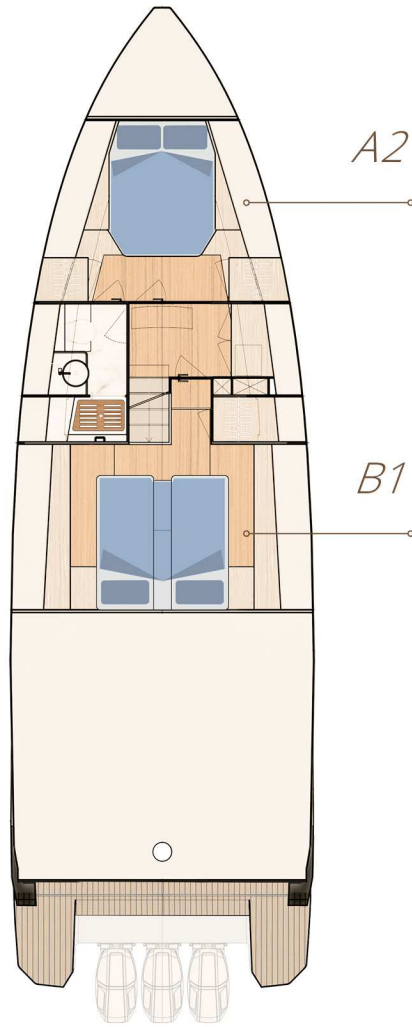
*Option**

* Option XB3540 Electrohydraulic terraces on p and sb side

INTERIOR LAYOUTS

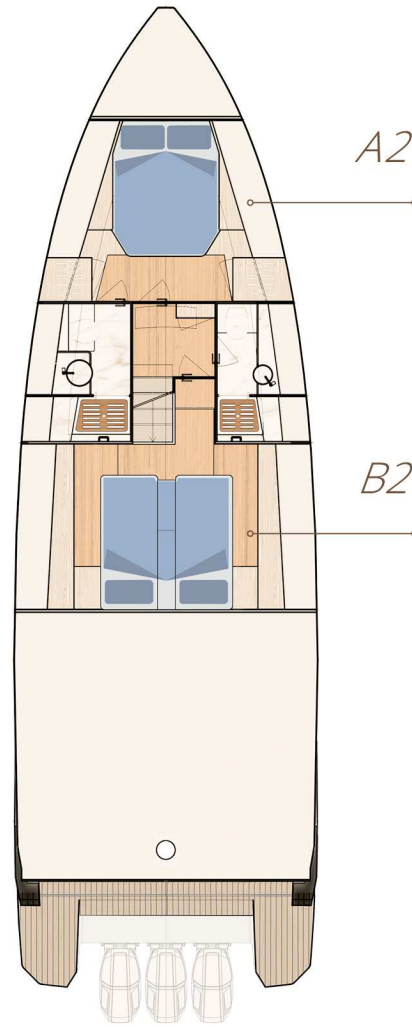


Standard



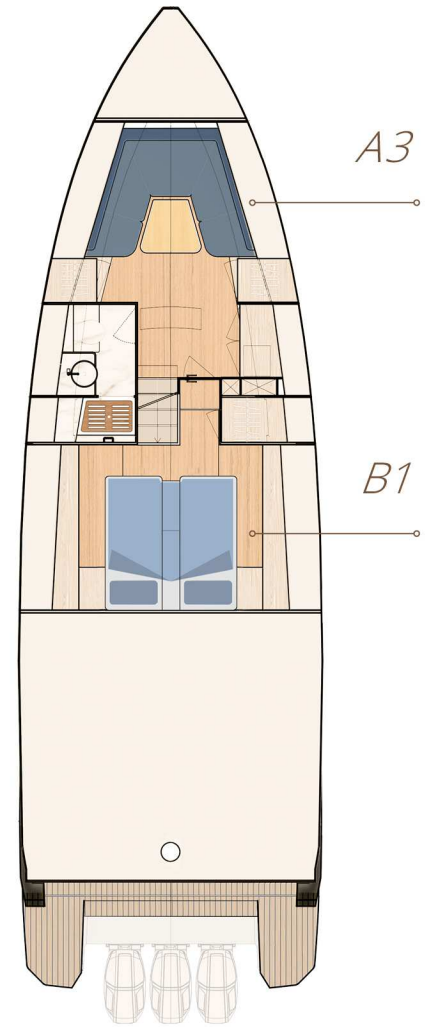
Option

Option recommended XL7300
Day head door on port side



Option

Option recommended XL7200
Closet in lobby



Option

STANDARD EQUIPMENT

HULL

- / GRP hull, isophthalic gelcoat, colour: signal white (according to colour card), 1st layer vinyl ester resin. Vacuum infused.
- / Waterline, isophthalic gelcoat, colour: jet black (according to colour card)
- / 8 openable portholes (4 in master cabin, 2 in toilet, 2 in guest cabin)

DECK & COCKPIT

- / Dashboard, colour: signal white (according to colour card), with foot support, handrail, glovebox, cupholder, horn, switch panel, 2 emergency fuel cut off (pantry).
- / GRP deck, isophthalic gelcoat, colour: signal white (according to colour card), 1st layer vinyl ester resin. Vacuum infused. Large diameter stainless steel handrails, 2 gates at stern. Fold out stairs on port side and starboard bulwark. Manual storage hatch.
- / Synthetic teak on deck, 2 side bathing platforms and gunwale (according to colour card)
- / FJORD steering wheel with tilting system
- / Glass windshield, open to the top with wipers
- / Two side bathing platforms with telescopic bathing ladder, integrated in bathing platform
- / 8 aluminium mooring cleats, stainless steel handrails
- / Shower unit with hot and cold water
- / Pilot and Copilot seats, slidable with hinged bolster
- / T-Top with windshield frame, gelcoat finishing, colour: white

PROPULSION

- / 3 Mercury Verado V12 600 hp, white, w. rigging, 7" digital indicator incl. VesselLink, flushing system, dual props, tilt steering, engine active trim system, joystick incl. autopilot a. SKYHOOK

- / Fuel tank, capacity: 3000 litres

- / Fuel filter

ELECTRICAL EQUIPMENT

- / 12 V and 230 V electric system with 230 V shore power connection and digital switchboard. CZone bus system. Sockets in master cabin (2+2 USB-C), toilet (1), guest cabin (2+2 USB-C), lobby (1), storage room (1) and 12V on dashboard (1+2 USB-C)
- / Batteries-Service: 2 x 260 Ah AGM
- / Country Version: EU / AUS
- / Inverter/Charger
- / Electric toilet
- / Dimmable spot lights, indirect lights and reading lights in cabins. Light in toilet, under T-top and in storage room.
- / Holding tank, capacity: 140 litres
- / Water tank, capacity: 390 litres
- / Hot water boiler (40 l) and pump
- / Bilge pumps: automatic electric (3) and manual emergency bilge pump in cockpit (1)

LAYOUT & INTERIOR

- / A1: Master cabin with open bulkhead, double berth, 2 lockers on sb and p side and 2 bedside tables, 1 openable skylight. Fully equipped head with shower stall, rain and handheld shower, tap and comfort seat.
- / B1: Lobby with storage area on sb side. Guest cabin with double berth with slideable mechanism, 1 locker on sb side, 2 bedside tables, stowage on p and sb side.

EXTERIOR MODULES

- / C1: Storage w. electric opening, sunpad w. 2 movable backrests, 2 foldable tables w. fixed leg, U-shaped bench w. fixed backrest, storage drawers. Galley module, sink w. tap, fridge, trash bin, working top in marine mineral stone. Cover for C1 layout

UPHOLSTERY & WOOD

- / Exterior upholstery and helmsman seats - Hitch, colour: Starfish (according to colour card)
- / Deluxe mattresses in all cabins
- / Interior furniture in high quality marine plywood, colour: milano oak (according to colour card)
- / Cover material on dedicated furniture areas in master and guest cabin, colour: ice (according to colour card)
- / Artificial leather cover on dedicated areas in master and guest cabin, colour: grey (according to colour card)
- / Flooring in all cabins in: pale acacia (according to colour card)

TRANSPORT

- / Identified locations for hand held fire extinguishers - (hand held fire extinguishers are not supplied), FJORD Owner's Manual in FJORD document bag